

EUCCHARISTIC MINISTERS FOR RESURRECTION PARISH

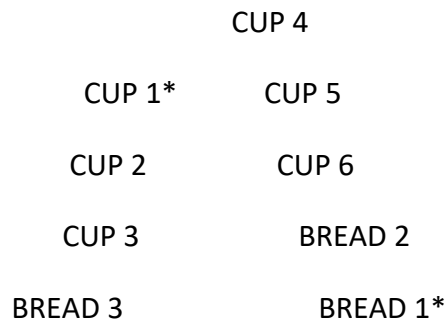
1. Please come to the vestry at least 15 minutes before Mass begins to check off your attendance and to divide the responsibilities (Bread or Cup). A replacement will have to be found for you if you have not checked off your name by 15 minutes before Mass. If you are not present at least 15 minutes before Mass, the Mass Coordinator will look for a replacement. If you arrive after a replacement has been found, the replacement will be the Eucharistic Minister for the Mass.

Know your positions and duties before you leave the vestry – where you are to stand, both at the Altar and when serving.

2. Please meet in the vestry 10 minutes before Mass for prayer. Please sit close to the front of the church.

3. Immediately after the Lord's Prayer, **during** the Sign of Peace, reverently move towards the Sanctuary. Bow to the Altar (Jesus is present on the Altar). The minister going to the Tabernacle will bow or genuflect to the Tabernacle. **Please stand reverently and close to the Altar.**

4. **Please use the Hand Sanitizer** in a discreet manner and lineup as shown in the diagram:



ALTAR

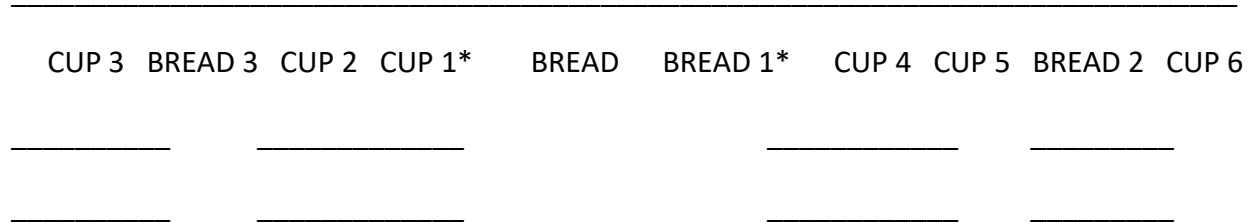
There should be three Cups on each side. There should be two Bread on the right side as one faces the Sanctuary and one Bread on the left side. Father will be the fourth Bread minister.

EUCCHARISTIC BREAD MINISTERS

1. Bread Minister 1* on the Tabernacle side will bring the Ciborium with the Hosts from the Tabernacle to the Altar (**do not remove the lid**). Please bow or genuflect before the Tabernacle to show a sign of respect. You will serve next to Father but if there are two priests at Mass, you will still need to go to the Tabernacle but the serving positions will be adjusted. **Note: If there are 2 priests bread 2 will go to the Tabernacle as the second priest will be bread 1.**
2. The Presiding Priest will distribute the Host to you while the “Lamb of God “ is being sung by the choir. **Please do not consume the Host at this time**; hold it reverently in your hand.
3. Consume the Host at the same time that Father does. **Note: Visiting Priests may consume the Host before distributing to the Eucharistic Ministers. If this happens, consume your Host as soon as you receive it. The point is to never consume the Host before the Priest does.**
4. After you have received from the Chalice, wait for the presider to start moving to his spot, and then proceed to your locations as shown below. **Please stand on your taped spot.**

CHOIR

ALTAR



Bread Minister 1* stands next to Father, so the two of them provide Communion to the main aisle. (Note: Bread 1 takes the opposite side of Father; he may stand on either the right or the left.) The other two Bread Ministers will distribute Communion to the people from the two side sections who will come up for Communion by using the side aisles and return to their seat down the outer wall aisles. When the two side sections are finished move to the centre aisle standing just in front of the pew to assist with Communion in the main aisle.

5. When they approach for Eucharist – say “The Body of Christ” as you hold up the Host and place it in their hand. If someone approaches with arms crossed, say “receive Jesus in your heart,” “the Lord Bless You,” or something similar, and make the sign of the Cross on their forehead.
6. If someone approaches you with a Pyx, place the requested number of Hosts into it and then give them Communion.
7. If you accidentally drop a Host, then pick it up **immediately**, place it in the Ciborium you are holding or underneath it, and continue distributing Communion. Consume the Host after you return to the Sanctuary after Communion.
8. The Eucharistic Minister on the choir side will distribute Communion to the choir after all have received from the main aisle (**the original position of Bread 3**). The Eucharistic Minister in the Bread 2 position does not go over to the choir side to distribute to the choir. There is no need to have another Bread Minister for the choir as extra Ministers can make that area crowded and difficult to move around in.
9. Once finished, place Ciborium on the Altar and return to your seat. If you are the last Bread Minister finished (should always be bread 3), wait for the Presiding Priest or Acolyte to give you the Ciborium to return to the Tabernacle. Please bow or genuflect to the Tabernacle after you return the Ciborium.

The first name listed on Eucharist Ministers list for each Mass will assist the Mass Coordinator with clean-up of the Sacred Vessels after the Mass. Purifying the Vessels takes place at the credence table before taking them to the Sacristy to be washed with soap and water.

(The Vestry is at the back of the Church off of the gathering space and the Sacristy is behind the Altar.)

Please go to the Credence table as soon as the final song is finished to assist.

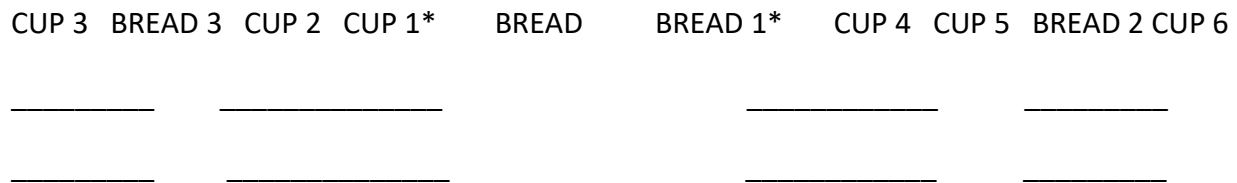
If you are not able to fill this position, please ask another Eucharistic Minister to help with the clean up of the vessels after Mass to ensure the Mass Coordinator has enough help.

EUCCHARISTIC CUP MINISTERS

1. Cup Minister 1* will pour the Precious Blood into the Chalices. Remember to take your time, and when finished pouring, take the empty decanter to the Credence table (the table directly behind the Altar). For larger Masses and special occasions, it is important to remember to not overfill the Chalices. If there is extra Precious Blood leave the Decanter on the Altar, **and the Mass Coordinator will bring the decanter of Precious Blood to refill chalices as needed..**
2. Father will distribute the Host to you while the “Lamb of God” is being sung by the choir, **but please do not** consume it at this time; hold the Host reverently in your hand.
3. Consume the Host at the same time that Father does. **Note: Visiting Priests may consume the Host before distributing to the Eucharistic Ministers. If this happens, consume your Host as soon as you receive it. The point is to never consume the Host before the Priest does.**
4. After you have received from the Chalice....wait for the presider and then proceed to your location as shown below. **Please stand on your taped spot.**

CHOIR

ALTAR



5. When the congregation approaches for the Chalice say, “The Blood of Christ,” give them the Chalice, and after they return the Chalice to you, wipe the rim (**inside and out**) of the Chalice with the purificator and turn the Chalice.

NOTE: For young children and elderly who are not strong, make sure they have a firm grip of the Chalice or continue to hold it yourself.

6. Please prevent people from “dipping” their Host (called, intinction). Simply place your hand over the top of the Chalice if it appears they intend to dip. Gently let them know they are to consume their Host first and then drink.

7. If you spill the Precious Blood, place your purificator over the spill and someone to watch the spot. Then, return your Chalice on the Altar and discreetly get a towel from the drawers of the Credence table to wipe the spillage. Place soiled towel on the Credence table. After the spot has been cleaned, take another clean purificator (from a different drawer under the Credence table) from the Altar and continue with the distribution of the Chalice. Please inform Father or the Mass Coordinator about the spill after Mass.

8. If your side is finished and you still have Precious Blood in your Chalice, then assist on the choir side until all the choir have received. When serving on the choir side please allow enough room between the Eucharistic Bread Minister and yourself so the choir has room to move freely to receive Communion and not create a bottle-neck.

9. Once finished, return your Chalice to the Credence table. If you still have Precious Blood in your Chalice, either consume it yourself or ask the other Eucharistic Ministers to assist you. Place your Purificator over the top of the Chalice, **not inside**. Then, return to your seat.

10. If your Chalice is empty while people are still coming forward, do not walk in front of the other Ministers or cut into the line of people. Step directly back onto the Sanctuary to go to the Credence table. From the Credence table walk directly to the outside wall and walk with the flow of the people until you get back to your seat.

The first name listed on Eucharist Ministers list for each Mass will assist the Mass Coordinator with clean-up of the Sacred Vessels after the Mass. Purifying the Vessels takes place at the credence table before taking them to the Sacristy to be washed with soap and water.

(The Vestry is the room at the back of the Church off of the gathering space, and the Sacristy is the room behind the Altar.)

Please go to the Credence table as soon as the final song is finished to assist purifying the vessels.

If you are not able to fill this position, please ask another Eucharistic Minister to help with the clean up of the vessels after Mass to ensure the Mass Coordinator has enough help.

Thank you for giving of your time and talent to help serve the Lord in His parish community. If you are unsure of something, please do hesitate to ask Parker Love, who can be reached at 306-352-8000, Seiminarian@ResurrectionParish.ca, or usually spoken to before or after Mass. The most important thing to remember is that we are here to Serve and Worship the Lord.

October 2017