

EUCCHARISTIC MINISTERS FOR RESURRECTION PARISH

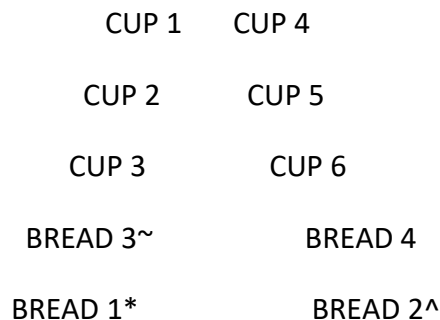
1. Please come to the vestry at least 15 minutes before Mass begins to check off your attendance and to divide the responsibilities (Bread or Cup). A replacement will have to be found for you if you have not checked off your name by 15 minutes before Mass. If you are not present at least 15 minutes before Mass, the Mass Coordinator will look for a replacement. If you arrive after a replacement has been found, the replacement will be the Eucharistic Minister for the Mass. **Please ensure that the priest or priests have their name on the board as a Bread minister. If we have a visiting priest they will be Bread 2.**

Know your positions and duties before you leave the Vestry; that is, where you are meant to stand while in the sanctuary and while distributing communion.

2. Please meet in the Vestry 10 minutes before Mass for prayer. During Mass, please sit close to the front of the church.

3. Immediately after the Lord's Prayer, **during** the Sign of Peace, reverently move towards the Sanctuary. Bow to the Altar (Jesus is present on the Altar). **At this time Bread 2 will go retrieve the ciborium from the Tabernacle and place it on the altar-do not remove the lid. Please stand reverently and close to the Altar.** If a priest has signed up as Bread 2 then Bread 4 should go to the Tabernacle.

4. **Please use the Hand Sanitizer** in a discreet manner and lineup as shown in the diagram:



ALTAR

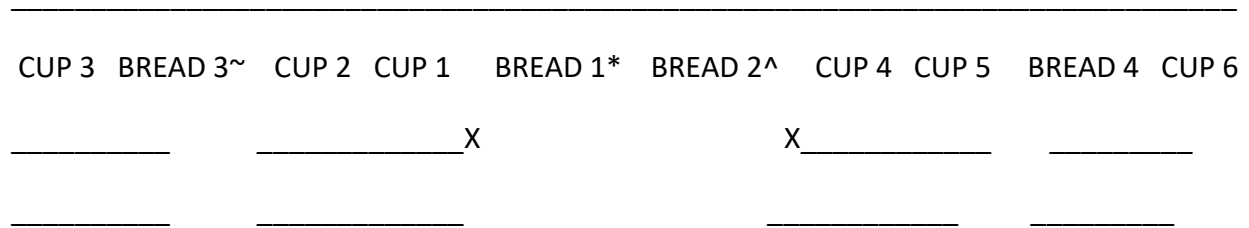
There should be three Cups on each side. Our priests will always be Bread Ministers.

EUCCHARISTIC BREAD MINISTERS

1. The presiding priest will distribute the Host to you while the “Lamb of God” is being sung by the choir. **Please do not consume the Host at this time**; hold it reverently in your hand.
2. Consume the Host at the same time that Father does. **Note: Visiting priests may consume the Host before distributing to the Eucharistic Ministers. If this happens, consume your Host as soon as you receive it. The point is to never consume the Host before the Priest does.**
3. After you have received Precious Blood, wait for the presider to hand you a ciborium and start moving to his spot, and then proceed to your locations as shown below. **Your ciborium should be numbered with Bread 1, Bread 2 etc. These numbers mean you have the appropriate number of Hosts for your section. Please stand on your taped spot. At most 5:00 and 11:00 Masses, Bread 4 will distribute to the entire first row of their section and then go to their spot. There are several parishioners with reduced mobility that sit here during these Masses.**

CHOIR

ALTAR



4. * **Bread 1 will always have all gluten free Hosts in pyx. Most of these have initials on them but if they don't or you don't know the person they will point to theirs. Hand them the pyx closed and say “The Body Of Christ”.** When the two side sections are finished, Bread 3 and 4 move to the centre aisle standing just in front of the pew (see X) to assist with communion in the main aisle.
5. When they approach for Eucharist – say “The Body of Christ” as you hold up the Host and place it in their hand. If someone approaches with arms crossed, raise your hand and say “receive Jesus in your heart,” or something similar, but **do not make the sign of the Cross**. This is not a “blessing,” but an aide to receiving a spiritual form of communion.
6. **New March 1, 2019- The Bishop has reminded us that “it is most desirable that the faithful...receive the Lord’s Body from hosts consecrated at the same Mass” (GIRM, 85) so in order to achieve this as much as humanly possible we will be trying not to put out “extra”**

hosts. If you run short of the Lord's Body there will be a ciborium with a few on the Altar. If you do notice you are running low please break Hosts as necessary.

7. If someone approaches you with a pyx, place the requested number of Hosts into it and then give them communion.

8. If you accidentally drop a Host, pick it up **immediately**, place it in the ciborium you are holding or underneath it, and continue distributing communion. Consume the Host after you return to the Sanctuary after communion.

9. ~The Eucharistic Minister on the choir side will distribute communion to the choir after all have received from the main aisle (the original position of Bread 3). Only **one** Bread Minister (**Bread 3**) is required.

10. Once finished, place the ciborium on the Altar and return to your seat. If you are the last Bread Minister finished (should always be Bread 3), wait for the priest, deacon, or acolyte to give you the ciborium to return to the Tabernacle. Please bow or genuflect to the Tabernacle after you return the ciborium. **If Bread 3 is a priest then another Bread Minister (usually Bread 1) will wait at the altar until Bread 3 is finished and then return the ciborium to the Tabernacle.**

The first name listed on Eucharist Ministers list for each Mass will assist the Mass Coordinator with clean-up of the Sacred Vessels after the Mass. Purifying the Vessels takes place at the credence table before taking them to the Sacristy to be washed with soap and water.

(The Vestry is at the back of the Church off of the gathering space and the Sacristy is behind the Altar.)

Please go to the credence table as soon as the final song is finished to assist purifying the Vessels.

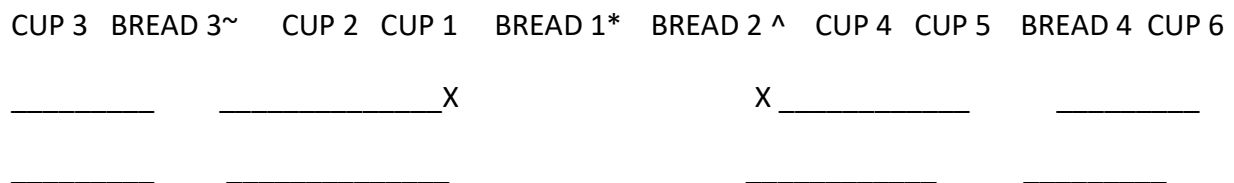
If you are not able to fill this position, please ask another Eucharistic Minister to help with the clean-up of the vessels after Mass to ensure the Mass Coordinator has enough help.

EUCCHARISTIC CUP MINISTERS

1. As of March 1st, 2019 Father will pour, so a Minister will no longer be responsible to pour. If it is a particularly large Mass (Easter Sunday, Christmas Eve etc.) the Mass Coordinator may come and refill your cup from the decanter of Precious Blood but whenever possible pouring after Consecration is to be avoided.
2. Father will distribute the Host to you while the “Lamb of God” is being sung by the choir, **but please do not** consume it at this time; hold the Host reverently in your hand.
3. Consume the Host at the same time that Father does. **Note: Visiting priests may consume the Host before distributing to the Eucharistic Ministers. If this happens, consume your Host as soon as you receive it. The point is to never consume the Host before the Priest does.**
4. After you have received from the chalice wait for the presider and then proceed to your location as shown below. **Please stand on your taped spot.** At most 5:00 and 11:00 Masses, Cup 6 will follow Bread 4 as they distribute to the entire first row of their section and then go to their spot. There are several parishioners with reduced mobility that sit here.

CHOIR

ALTAR



5. When the congregation approaches say, “The Blood of Christ,” give them the chalice of Precious Blood, and after they return the chalice to you, wipe the rim with the purificator and turn the chalice.

NOTE: For young children and elderly who are not strong, make sure they have a firm grip of the Chalice or continue to hold it yourself.

6. Please prevent people from “dipping” their Host (this is called intinction). Simply place your hand over the top of the chalice if it appears they intend to dip. Gently let them know they are to consume their Host first and then drink.

7. If you spill the Precious Blood, place your purificator over the spill and ask someone to watch the spot. Then, return your chalice to the Altar and discreetly get a towel from the drawers of the credence table to wipe the spillage. Place the soiled towel on the credence table. After the

spot has been cleaned, take another clean purificator (from a different drawer under the credence table) and continue with the distribution of the Precious Blood. Please inform Father or the Mass Coordinator about the spill after Mass.

8. If your side is finished and you still have Precious Blood in your chalice, then assist on the choir side until all the choir have received. When serving on the choir side please allow enough room between the Eucharistic Bread Minister and yourself so the choir has room to move freely to receive communion and not create a bottle-neck.

9. Once finished, return your chalice to the credence table. If you still have Precious Blood in your chalice, either consume it yourself or ask the other Eucharistic Ministers to assist you. When empty, place your purificator over the top of the chalice, **not inside of it**. Then, return to your seat. ***Please do not cover a chalice still containing Precious Blood with a purificator.***

10. If your chalice is empty while people are still coming forward, do not walk in front of the other Ministers or cut into the line of people. Step directly back onto the Sanctuary to go to the credence table. **Do not refill your chalice with wine from the decanter that has been left on the credence table. It has not been consecrated so cannot be used for communion.** From the credence table walk directly to the outside wall and walk with the flow of the people until you get back to your seat.

The first name listed on the Eucharist Ministers list for each Mass will assist the Mass Coordinator with clean-up of the Sacred Vessels after the Mass. Purifying the Vessels takes place at the credence table before taking them to the Sacristy to be washed with soap and water.

(The Vestry is the room at the back of the Church off of the gathering space, and the Sacristy is the room behind the Altar.)

Please go to the credence table as soon as the final song is finished to assist purifying the Vessels.

If you are not able to fill this position, please ask another Eucharistic Minister to help with the clean up of the vessels after Mass to ensure the Mass Coordinator has enough help.

Thank you for giving of your time and talent to help serve the Lord in His parish community. If you are unsure of something, please do not hesitate to ask Anna Mae Stainbrook, who can be reached at 306-584-9080, Gams@Sasktel.net. The most important thing to remember is that we are here to Serve and Worship the Lord.

Updated March, 2019 sg